




















City of Beaufort, SC 2008 Comp Plan Community Survey SHORT

1. The following objectives are adapted from the Northern Beaufort Regional Plan and enhanced based on input from the City's Comprehensive Plan Advisory Committee. SELECT YOUR TOP 5 OBJECTIVES for the City of Beaufort from this list based on your hopes for the City's growth and development. (CHECK 5 ONLY)

		Response Percent	Response Count
Plan for the City's growth areas and tie together all areas of the community.		16.5%	23
Ensure new development is consistent with community infrastructure (roads, etc.) and public facilities (parks, etc.).		44.6%	62
Bring jobs and new investment to the City.		28.1%	39
Support . . . our military bases, hospital, and schools.		26.6%	37
Funding of community needs that doesn't overburden current or future taxpayers.		23.7%	33
Protect our natural resources (including water resources and trees, etc.) and open spaces/green areas.		64.0%	89
Encourage a mixture of housing, stores, services, and parks within walking distance of each other.		30.9%	43
Expand the park and open space network.		15.8%	22
Maintain and celebrate the different types of people in the community.		13.7%	19
Provide for affordable and workforce housing throughout the City.		19.4%	27
Promote new investment and building in the City's older areas.		13.7%	19
Balance the needs of the community and the private property owner.		16.5%	23
Protect the boundaries of the military bases.		6.5%	9

Support our neighborhoods and business areas with detailed planning and investment by the City.		14.4%	20
Participate in planning with the County, Port Royal and other regional partners.		23.0%	32
Maintain and protect our historic structures and resources.		50.4%	70
Support an efficient transportation system that provides route choices and provides for walking, biking, transit and other alternatives to driving.		45.3%	63
Plan for renewable energy resources (solar, wind, etc.), reclaimed water technologies, and building practices that protect our water resources.		28.8%	40
Additional objectives		11.5%	16
	<i>answered question</i>		139
	<i>skipped question</i>		4

2. What are the most important ways for the City to encourage new investment and jobs?

	Most important	Important	Somewhat important	Not at all important	Rating Average	Response Count
Support arts and cultural facilities	32.8% (45)	42.3% (58)	17.5% (24)	7.3% (10)	2.01	137
Preserve historic buildings and places	58.0% (80)	33.3% (46)	8.0% (11)	0.7% (1)	2.49	138
Promote tourism	32.6% (44)	45.9% (62)	20.0% (27)	1.5% (2)	2.10	135
Support the downtown area	51.4% (71)	32.6% (45)	9.4% (13)	6.5% (9)	2.29	138
Support other business areas	18.8% (24)	50.8% (65)	29.7% (38)	0.8% (1)	1.88	128
Encourage and support small businesses and industries	48.6% (67)	42.8% (59)	8.7% (12)	0.0% (0)	2.40	138
Support existing businesses	48.9% (65)	42.1% (56)	9.0% (12)	0.0% (0)	2.40	133
Recruit and encourage new businesses and industries	41.4% (55)	42.1% (56)	14.3% (19)	2.3% (3)	2.23	133
Support education, medical facilities, and city services	57.8% (78)	25.9% (35)	12.6% (17)	3.7% (5)	2.38	135
Other	66.7% (8)	16.7% (2)	16.7% (2)	0.0% (0)	2.50	12
Other (please specify)						18
answered question						140
skipped question						3















3. What are the most important transportation actions for the City?

	Most important	Important	Somewhat important	Not at all important	Rating Average	Response Count
Maintain existing roads	48.1% (64)	46.6% (62)	3.8% (5)	1.5% (2)	2.41	133
Expand existing roads to serve more cars	8.8% (11)	25.6% (32)	41.6% (52)	24.0% (30)	1.19	125
Build the Northern Beaufort bypass road	23.8% (30)	20.6% (26)	24.6% (31)	31.0% (39)	1.37	126
Build other new bridges/roads	15.5% (20)	28.7% (37)	33.3% (43)	22.5% (29)	1.37	129
Provide bus service	29.2% (38)	27.7% (36)	27.7% (36)	15.4% (20)	1.71	130
Increase sidewalks and walking paths	40.2% (53)	32.6% (43)	22.0% (29)	5.3% (7)	2.08	132
Provide bike lanes, bike routes, and bike paths	50.0% (66)	24.2% (32)	15.9% (21)	9.8% (13)	2.14	132
Add to/improve parking downtown	20.8% (27)	31.5% (41)	30.0% (39)	17.7% (23)	1.55	130
Add additional on-street parking throughout the City	14.8% (19)	35.9% (46)	34.4% (44)	14.8% (19)	1.51	128
Construct new street connections	6.5% (8)	22.6% (28)	47.6% (59)	23.4% (29)	1.12	124
Develop neighborhoods so that people can walk to stores and services	40.3% (54)	34.3% (46)	21.6% (29)	3.7% (5)	2.11	134
Water transportation options (ferries, water taxis, etc.)	17.1% (22)	29.5% (38)	31.8% (41)	21.7% (28)	1.42	129
Promote other transportation options (carpooling, telecommuting, etc)	20.0% (25)	30.4% (38)	34.4% (43)	15.2% (19)	1.55	125
Other	60.0% (9)	20.0% (3)	6.7% (1)	13.3% (2)	2.27	15
Other (please specify)						22
answered question						140
skipped question						3


4. What types of NEW housing should the City promote/encourage and support?




	Most important	Important	Somewhat important	Not at all important	Rating Average	Response Count
Higher density housing (townhomes, apartment/condo buildings of 4 or more units)	12.5% (16)	30.5% (39)	24.2% (31)	32.8% (42)	1.23	128
Medium density housing (e.g. smaller than 1/4 acre lots, townhouses, duplexes)	17.3% (22)	44.9% (57)	22.8% (29)	15.0% (19)	1.65	127
Low density housing (homes on 1/4 acre lots or larger)	16.7% (21)	25.4% (32)	27.8% (35)	30.2% (38)	1.29	126
Mixed-use housing (apartments/condos over stores)	28.7% (37)	38.8% (50)	24.0% (31)	8.5% (11)	1.88	129
Neighborhoods with a mixture of housing types	29.5% (38)	35.7% (46)	23.3% (30)	11.6% (15)	1.83	129
Neighborhoods with only one housing type	5.0% (6)	10.7% (13)	29.8% (36)	54.5% (66)	0.66	121
Affordable housing for working residents	43.5% (54)	33.1% (41)	20.2% (25)	3.2% (4)	2.17	124
Affordable housing for low income residents (including seniors)	31.7% (40)	40.5% (51)	23.0% (29)	4.8% (6)	1.99	126
Age-restricted (55 and older only) housing	4.1% (5)	13.9% (17)	17.2% (21)	64.8% (79)	0.57	122
Senior and assisted living housing	19.7% (25)	40.9% (52)	29.9% (38)	9.4% (12)	1.71	127
Accessory dwelling units (garage apartments, etc.)	17.6% (22)	24.8% (31)	39.2% (49)	18.4% (23)	1.42	125
Infill development (new housing on vacant/underutilized lots)	38.6% (49)	29.1% (37)	15.7% (20)	16.5% (21)	1.90	127
Other	62.5% (5)	12.5% (1)	12.5% (1)	12.5% (1)	2.25	8
Other (please specify)						12
answered question						135
skipped question						8



5. Select the items for which you would be willing to pay additional taxes?



		Response Percent	Response Count
Parks		39.1%	52
Affordable housing/workforce housing		23.3%	31
Natural areas/conservation areas		54.1%	72
Improvements to city streets/sidewalks		30.1%	40
Improvements for major roads (US21, SC280, SC170, Ribaut Road, etc.)		21.1%	28
Greenways		40.6%	54
Sidewalks (maintain existing & build new)		33.1%	44
Bicycle lanes, paths, routes		48.1%	64
Stormwater facilities		26.3%	35
Public parking lots/garages		16.5%	22
Bus service		26.3%	35
New street connections/intersection improvements		6.8%	9
Other		3.8%	5
Other (please specify)		17.3%	23
		answered question	133
		skipped question	10



6. What is your home zip code?

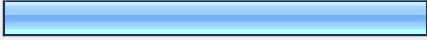





		Response Percent	Response Count
ZIP/Postal Code:		100.0%	135
		answered question	135
		skipped question	8

7. Are you a resident of the City of Beaufort?			
		Response Percent	Response Count
Full-time resident		63.0%	85
Part-time/temporary resident		6.7%	9
Not a resident		30.4%	41
		answered question	135
		skipped question	8

8. If a resident, do you rent or own your home in Beaufort?			
		Response Percent	Response Count
rent		9.9%	10
own		90.1%	91
		answered question	101
		skipped question	42













9. Do you own property in Beaufort (besides your own residence)?			
		Response Percent	Response Count
Yes		33.6%	43
No		66.4%	85
		answered question	128
		skipped question	15

10. Do you own a business in Beaufort?			Response Percent	Response Count
Yes			26.6%	34
No			73.4%	94
			answered question	128
			skipped question	15







11. What is your employment status?			Response Percent	Response Count
Employed full-time			46.6%	61
Member of Armed Services			0.0%	0
Employed part-time			8.4%	11
Retired			36.6%	48
Unemployed			3.8%	5
Student			1.5%	2
Full-time parent/caregiver			3.1%	4
			answered question	131
			skipped question	12

12. What is your work zip code? (if applicable)		Response Count
		64
		answered question
		64
		skipped question
		79






13. If you live in the City of Beaufort or Northern Beaufort County, what is the name of the neighborhood or area that you live in?

		Response Percent	Response Count
Burton		7.6%	9
The Point/Old Commons/The Bluff		16.1%	19
Lady's Island		21.2%	25
Mossy Oaks/Spanish Point		6.8%	8
Northwest Quadrant		4.2%	5
Military Base		0.0%	0
Laurel Bay		0.0%	0
Pigeon Point		11.9%	14
Higginsonville		0.0%	0
Hermitage Road Area		7.6%	9
Salem Road Area/Battery Point		3.4%	4
Unincorporated Beaufort County		5.9%	7
Port Royal/Shell Point		5.1%	6
Mink Point area		5.1%	6
Ribaut Road/North Street area		5.1%	6
Other (please specify)			14
		<i>answered question</i>	118
		<i>skipped question</i>	25

14. How long have you lived in Beaufort or the Beaufort area?

		Response Percent	Response Count
Less than 1 year		2.3%	3
1-4 years		20.3%	27
5-10 years		21.1%	28
11-20 years		22.6%	30
More than 20 years		33.1%	44
Not a resident		0.8%	1
		answered question	133
		skipped question	10

15. What is the estimated total annual income of all persons living in your household?

		Response Percent	Response Count
Less than \$24,999		4.7%	6
\$25,000 - \$49,999		16.5%	21
\$50,000 - \$74,999		21.3%	27
\$75,000 - \$150,000		37.0%	47
above \$150,000		20.5%	26
		answered question	127
		skipped question	16